
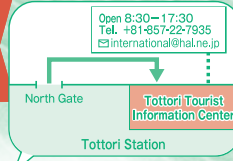


# LOOP KIRINJISHI BUS TIME TABLE



## Bus operation

Saturdays, Sundays and Holidays  
(Except Jan 1st), Aug 13th to 15th, Oct 21st, 22nd



LOOP KIRINJISHI BUS

The stamp space

Get stamp on the bus, and get discount at places listed on the back.

**If you buy a 1day pass, you can leave your baggage for free.**

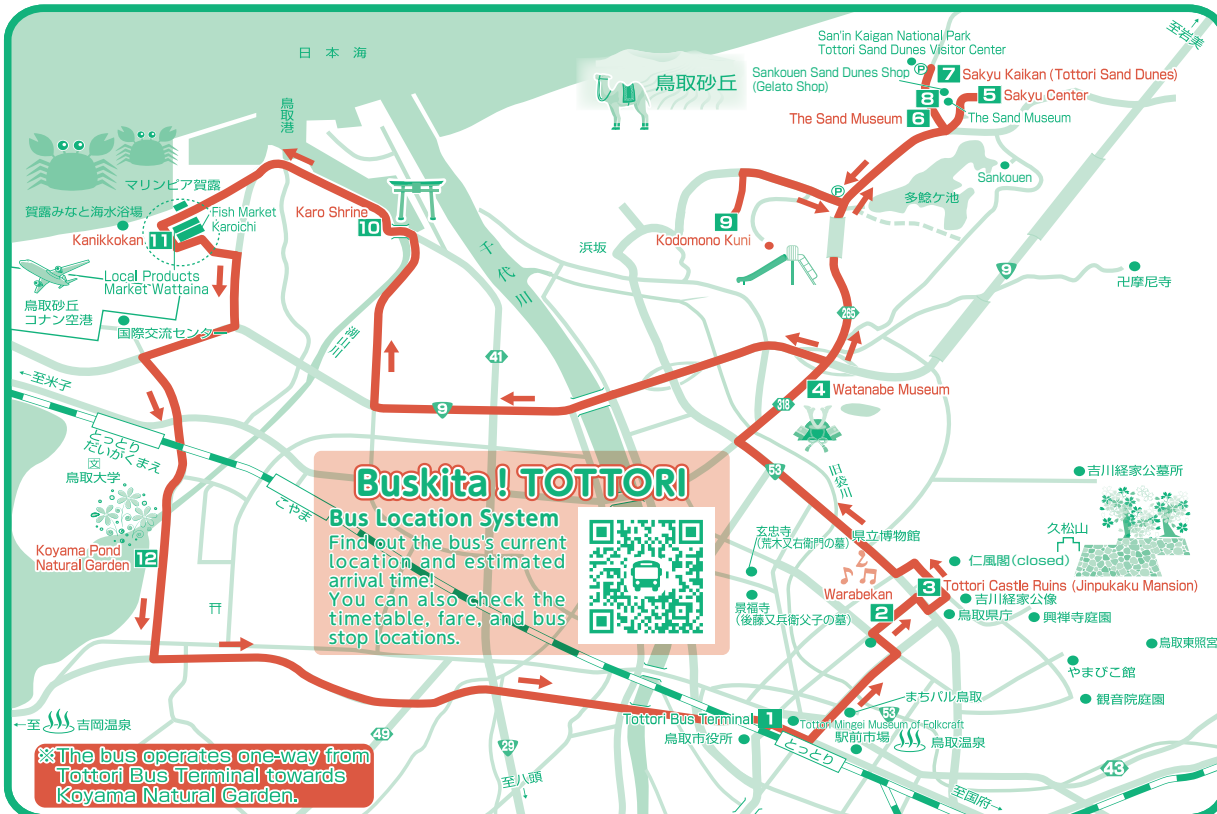
If you buy a 1day pass and show it at the International Tourist Support Center, you can leave your baggage for free until 5:30pm  
For more information, please check at the International Tourist Support Center.

Tottori Bus Terminal Gate [No.0]

## The Route

(Current as of April 1, 2024)

	1	2	3	4	5	6	7	8	9	10	11	12	1
	Tottori Bus Terminal	Warabekan	Tottori Castle Ruins (Jinpukaku Mansion)	Watanabe Museum	Sakyu Center	The Sand Museum	Sakyu Kaikan (Tottori Sand Dunes)	The Sand Museum	Kodomono Kuni	Karo Shrine	Kanikkokan	Koyama Pond Natural Garden	Tottori Bus Terminal
1	8:25	8:31	8:34	8:41	8:47	8:49	8:53	8:54	8:58	9:12	9:14	9:25	9:40
2	9:15	9:21	9:24	9:31	9:37	9:39	9:43	9:44	9:48	10:02	10:04	10:15	10:30
3	9:55	10:01	10:04	10:11	10:17	10:19	10:23	10:24	10:28	10:42	10:44	10:55	11:10
4	10:45	10:51	10:54	11:01	11:07	11:09	11:13	11:14	11:18	11:32	11:34	11:45	12:00
5	11:25	11:31	11:34	11:41	11:47	11:49	11:53	11:54	11:58	12:12	12:14	12:25	12:40
6	12:15	12:21	12:24	12:31	12:37	12:39	12:43	12:44	12:48	13:02	13:04	13:15	13:30
7	12:55	13:01	13:04	13:11	13:17	13:19	13:23	13:24	13:28	13:42	13:44	13:55	14:10
8	13:45	13:51	13:54	14:01	14:07	14:09	14:13	14:14	14:18	14:32	14:34	14:45	15:00
9	14:25	14:31	14:34	14:41	14:47	14:49	14:53	14:54	14:58	15:12	15:14	15:25	15:40
10	15:15	15:21	15:24	15:31	15:37	15:39	15:43	15:44	15:48	16:02	16:04	16:15	16:30
11	15:55	16:01	16:04	16:11	16:17	16:19	16:23	16:24	16:28	16:42	16:44	16:55	17:10
12	16:45	16:51	16:54	17:01	17:07	17:09	17:13	17:14	17:18	17:32	17:34	17:45	18:00



**Buskita! TOTTORI**  
Bus Location System  
Find out the bus's current location and estimated arrival time!  
You can also check the timetable, fare, and bus stop locations.

## Fare

- Per ride
  - Adult 300 yen
  - Child (over 6, under 13 years old) 150 yen
  - Toddler (under 6 years old) Free one toddler per adult. From second toddler, 150 yen each.
- One-day pass (Unlimited rides) 600 yen (both adults and children)

## One-day pass Ticket counters

- Tottori bus terminal
- On the bus
- Tottori City Tourist Information Center

Get a postcard when presentation your passport. (Limited to 500)  
Get a free ride when presenting your San' in-Okayama Area Pass/ Tottori-Matsue Pass.

**With the stamp, discounts at following places. (Please show this flyer with the stamp.)**

※Information on each facility is subject to change.

Facility	Opening hours	Closed	Contact	The contents of stamp discounts	Nearby bus stops
Tottori Folkcraft Museum	10:00 am ~ 5:00 pm	Wednesdays (In case of national holiday , Thu) Dec 30th ~ Jan 3rd	0857-26-2367	Adult Admission fee 500 yen ⇒ 400 yen	1 Tottori Bus Terminal
Tottori City Furusato Souvenir Shop	9:00 am ~ 7:00 pm	Dec 31st, Jan 1st	0857-36-3767	A Small Gift	
Warabekan	9:00 am ~ 5:00 pm	The 3rd Wednesday of the month (In case of national holiday , Thu) Dec 31st ~ Jan 3rd Open daily in Aug	0857-22-7070	Adult Admission fee 500 yen ⇒ 250 yen (Please show your passport.)	2 Warabekan
Tottori Prefectural Museum	9:00 am ~ 5:00 pm	Mondays (In case of national holiday , Tue) Next day of national holiday (Except Sat and Sun) Dec 29th ~ Jan 3rd	0857-26-8042	Daily Exhibition only Adult Admission 180 yen ⇒ 150 yen	3 Tottori Castle Ruins (Jinpukaku Mansion)
Watanabe Museum	10:00 am ~ 5:00 pm (Sat-Sun-public holiday) 10:00 am ~ 3:00 pm (Mon-Wed-Thu-Fri)	Tuesdays (In case of national holiday , Wed) Dec 30th ~ Jan 2nd	0857-24-1152	Adult Admission fee : 800yen	4 Watanabe Museum
Sakyu Center	9:00 am ~ 4:30 pm (Opening hours may change depending on the season.)	Open all year round	0857-22-2111	Adult chair-lift round trip 400 yen ⇒ 300 yen Child chair-lift round trip 300 yen ⇒ 200 yen	5 Sakyu Center
Sankouen	9:00 am ~ 5:00 pm	Nov 16th - July 31st ※Pear picking available from August 1st to November 15th	0857-20-1174	Free pear gelato for all visitors	6 The Sand Museum
Tottori Sand Dunes The Sand Museum	Monday-Friday & Sunday: 9:00-17:00 (Entrance until 16:30) Saturday: 9:00-18:00 (Entrance until 17:30)	Please check the website for details. <a href="http://www.sand-museum.jp/en/">http://www.sand-museum.jp/en/</a>	0857-20-2231	Free sand museum post card	
Sakyu kaikan	8:30 am ~ 5:00 pm (Opening hours may change.)	Open all year round	0857-22-6835	50 yen discount pear soft serve ice cream	7 Sakyu Kaikan (Tottori Sand Dunes)
Sankouen Gelato Shop	10:30 am ~ 6:00 pm	Irregular holidays	0857-30-1174	30 yen discount single sized gelato	

**These places for sightseeing around LOOP KIRINJISHI BUS stops**

※Information on each facility is subject to change.

Facility	Opening hours	Closed	Contact	Nearby bus stops
San'in Kaigan National Park Tottori Sand Dunes Visitor Center	9:00 am ~ 5:00 pm	Open all year round	0857-22-0021	7 Sakyu Kaikan (Tottori Sand Dunes)
Tottori Sand Dunes Field House	9:00 am ~ 5:00 pm	Open all year around		
Tottori Sand Dunes Kodomo-no-Kuni	9:00 am ~ 5:00 pm	2nd Wednesday of the month (In case of national holiday , Thu) Dec 29th ~ Jan 1st Open daily in August	0857-24-2811	9 Kodomono Kuni
Tottori Karo The Crab Aquarium	9:00 am ~ 5:00 pm	Tuesdays (In case of national holiday , Wed)	0857-38-9669	11 Tottori Port (Kanikkokan)
Fish Market Karoichi	9:00 am ~ 4:00 pm	Jan 1st	0857-38-8866	
Local Products Market Wattaina	9:00 am ~ 5:00 pm	Jan 1st	0857-50-1771	

3 Tottori Castle Ruins



3 Jinpukaku Mansion



Closed for renovation work. Scheduled to reopen in 2028.

3 Tottori Prefectural Museum




2 Warabekan



4 Watanabe Museum



9 Tottori Sand Dunes Kodomo-no-Kuni



6 Tottori Sand Dunes The Sand Museum



7 Tottori Sand Dunes



11 Tottori Karo The Crab Aquarium



12 Koyama Pond Natural Garden

